

withdrawable circuit breaker with guide frame 3-pole, size I, IEC In=800A to 690V, AC50/60Hz Icu=55kA at 500V rear connection horizontal
Overcurrent release ETU 27 LSING protection adjustable 0.4-1 in Ground fault/N protection integrated With manual operating mechanism with storage with mechanical request without 1st auxiliary release without 2nd auxiliary release 2NO+2NC

Model	
product brand name	SENTRON
product designation	ACB
design of the product	IEC 60947-2
design of the actuating element	Pushbutton
type of the driving mechanism	Manual operating mechanism with mechanical closing
type of the driving mechanism / motor drive	No
design of the overcurrent release	ETU27B
General technical data	
number of poles	3
size of the circuit-breaker	1
utilization category	B
circuit-breaker / Design	3WL1
Voltage	
Rated insulation voltage U_i	1 000 V
insulation voltage / rated value	1 000 V
operating voltage	
• at AC / at 50/60 Hz / rated value	690 V
Protection class	
protection class IP	IP20
protection class IP / on the front	IP20
protection function of the overcurrent release	LSING
Dissipation	
power loss [W]	
• for rated value of the current / at AC / in hot operating state / per pole	65 W
• maximum	195 W
Current	
operational current	
• at 40 °C / rated value	800 A
• at 45 °C / rated value	800 A
• at 50 °C / rated value	800 A
• at 55 °C / rated value	800 A
• at 60 °C / rated value	800 A
• at 65 °C / rated value	800 A
• at 70 °C / rated value	800 A
continuous current / rated value / maximum	800 A
continuous current / rated value	800 A
adjustable current response value current	
• of the current-dependent overload release / full-scale value	800 A
• of instantaneous short-circuit trip unit / minimum	16 000 A
• of instantaneous short-circuit trip unit / maximum	16 000 A
Main circuit	
operating frequency	
• 1 / rated value	50 Hz
• 2 / rated value	60 Hz
Auxiliary circuit	

number of NC contacts / for auxiliary contacts	2			
number of NO contacts / for auxiliary contacts	2			
Suitability				
suitability for use	Plant / motor protection			
Adjustable parameters				
adjustable current response value current / of the current-dependent overload release / initial value	320 A			
Product details				
product component				
• trip indicator	Yes			
• voltage trigger	No			
• undervoltage release	No			
design of the auxiliary switch	2 NO + 2 NC			
product extension / optional / motor drive	Yes			
Product function				
product function				
• grounding protection	Yes			
• phase failure detection	Yes			
Display and operation				
display version	without display			
Short circuit				
breaking capacity operating short-circuit current (Ics)				
• at 415 V / rated value	55 kA			
• at 500 V / rated value	55 kA			
• at 690 V / rated value	42 kA			
breaking capacity maximum short-circuit current (Icu)				
• at 415 V / rated value	55 kA			
• at 500 V / rated value	55 kA			
• at 690 V / rated value	42 kA			
Connections				
arrangement of electrical connectors / for main current circuit	Main connection rear side horizontal			
type of electrical connection / for main current circuit	busbar connection			
Mechanical Design				
height	460 mm			
width	320 mm			
depth	456 mm			
fastening method	drawer unit			
Environmental conditions				
ambient temperature / during operation				
• minimum	-20 °C			
• maximum	70 °C			
ambient temperature / during storage				
• minimum	-40 °C			
• maximum	70 °C			
General Product Approval		EMC	Declaration of Conformity	

[Confirmation](#)



Test Certificates

Marine / Shipping

[Type Test Certificates/Test Report](#)

[Miscellaneous](#)

[Special Test Certificate](#)



Marine / Shipping**other**

[CCS / China Classification Society](#)



[Miscellaneous](#)

[Environmental Confirmations](#)

[Confirmation](#)

other**Dangerous Good**

[Miscellaneous](#)

[Transport Information](#)

Further information**Industry Mall (Online ordering system)**

<https://mall.industry.siemens.com/mall/en/en/Catalog/product?mlfb=3WL1108-2DG36-1AA2>

Service&Support (Manuals, Certificates, Characteristics, FAQs,...)

<https://support.industry.siemens.com/cs/ww/en/ps/3WL1108-2DG36-1AA2>

Image database (product images, 2D dimension drawings, 3D models, device circuit diagrams, ...)

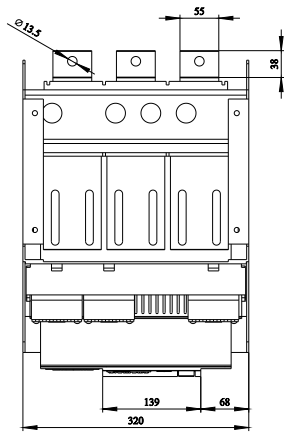
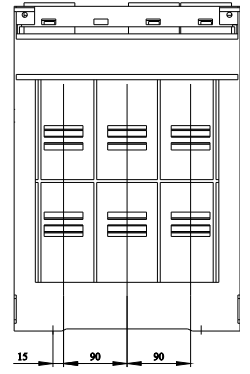
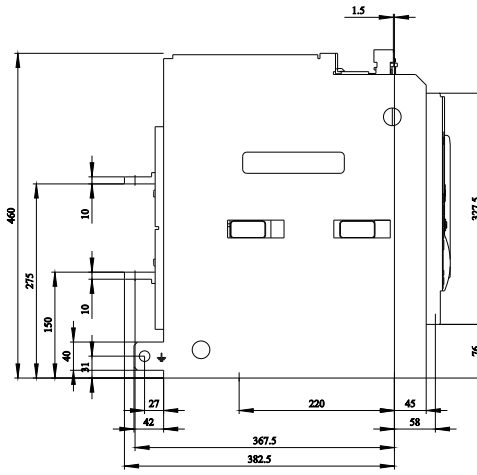
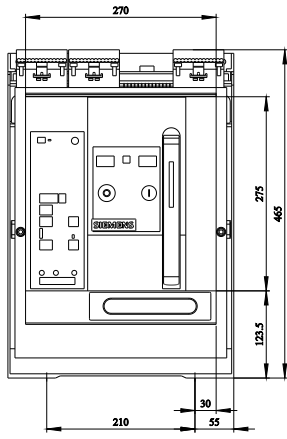
http://www.automation.siemens.com/bilddb/cax_en.aspx?mlfb=3WL1108-2DG36-1AA2

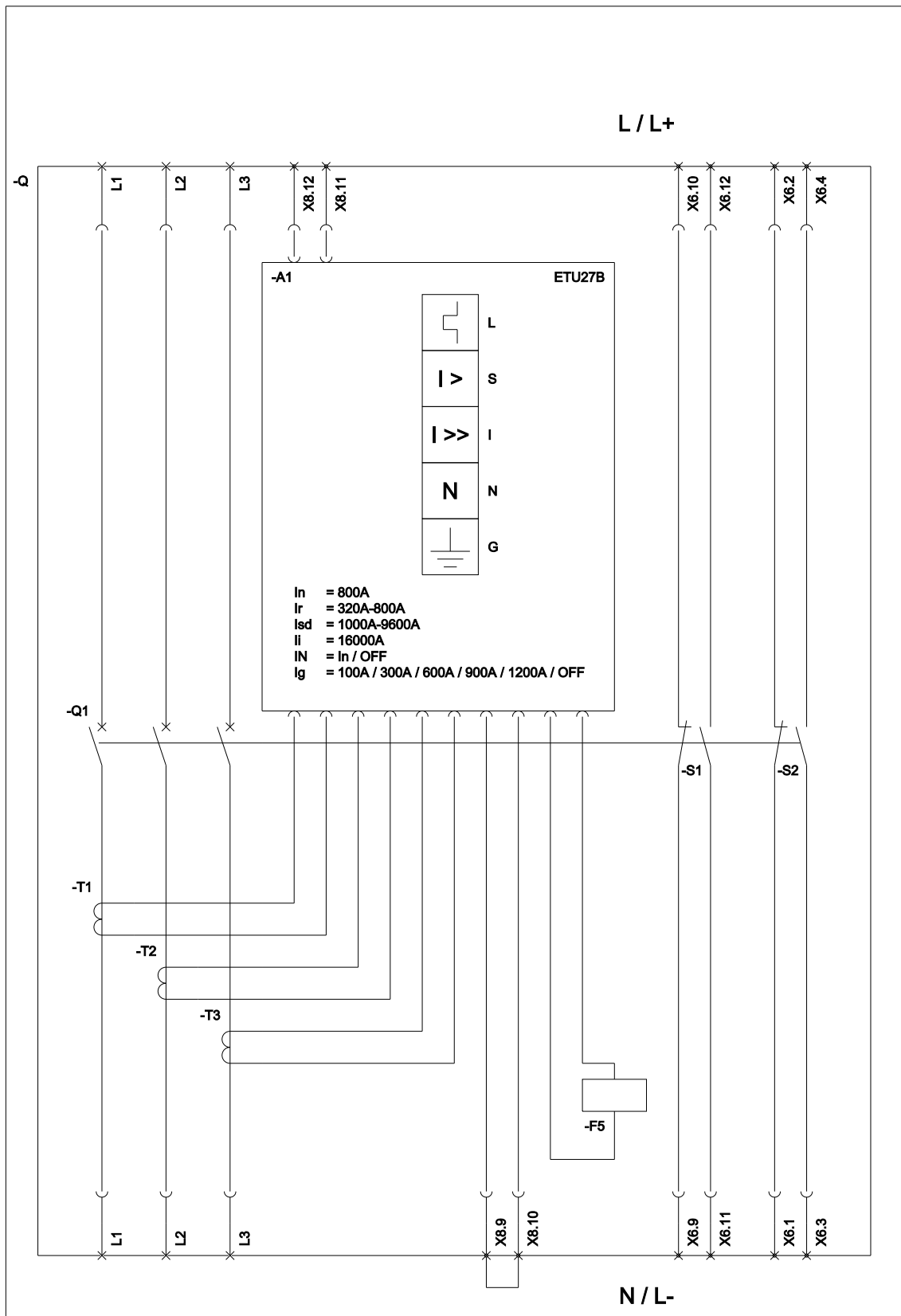
CAX-Online-Generator

<http://www.siemens.com/cax>

Tender specifications

<http://www.siemens.com/specifications>





L (Long Time Delay / Überlastschutz); S (Short Time Delay / Kurzschlusschutz, kurzzeitverzögert);
 I (Instantaneous / Kurzschlusschutz, unverzögert); N (Neutral Protection / Neutralleiterschutz);
 G (Ground Fault Protection / Erdschlusschutz); F5 (Maglatch for trip unit / Auslösemagnet); S1 - S8 (Auxiliary switch / Hilfsschalter);

last modified:

3/31/2020 