

withdrawable circuit breaker with guide frame 3-pole, size i, IEC In=1250A to 690V, AC50/60Hz Icu=55kA at 500V rear connection horizontal Overcurrent release ETU 27 LSING protection adjustable 0.4-1 in Ground fault/N protection integrated With manual operating mechanism with storage with mechanical request without 1st auxiliary release without 2nd auxiliary release 2NO+2NC

Model	
product brand name	SENTRON
product designation	ACB
design of the product	IEC 60947-2
design of the actuating element	Pushbutton
type of the driving mechanism	Manual operating mechanism with mechanical closing
type of the driving mechanism / motor drive	No
design of the overcurrent release	ETU27B
General technical data	
number of poles	3
size of the circuit-breaker	1
utilization category	B
circuit-breaker / Design	3WL1
Voltage	
Rated insulation voltage $U_i$	1 000 V
insulation voltage / rated value	1 000 V
operating voltage	
• at AC / at 50/60 Hz / rated value	690 V
Protection class	
protection class IP	IP20
protection class IP / on the front	IP20
protection function of the overcurrent release	LSING
Dissipation	
power loss [W]	
• for rated value of the current / at AC / in hot operating state / per pole	68.3 W
• maximum	205 W
Current	
operational current	
• at 40 °C / rated value	1 250 A
• at 45 °C / rated value	1 250 A
• at 50 °C / rated value	1 250 A
• at 55 °C / rated value	1 250 A
• at 60 °C / rated value	1 250 A
• at 65 °C / rated value	1 250 A
• at 70 °C / rated value	1 210 A
continuous current / rated value / maximum	1 250 A
continuous current / rated value	1 250 A
adjustable current response value current	
• of the current-dependent overload release / full-scale value	1 250 A
• of instantaneous short-circuit trip unit / minimum	25 000 A
• of instantaneous short-circuit trip unit / maximum	25 000 A
Main circuit	
operating frequency	
• 1 / rated value	50 Hz
• 2 / rated value	60 Hz
Auxiliary circuit	

number of NC contacts / for auxiliary contacts	2
number of NO contacts / for auxiliary contacts	2
<b>Suitability</b>	
suitability for use	Plant / motor protection
<b>Adjustable parameters</b>	
adjustable current response value current / of the current-dependent overload release / initial value	500 A
<b>Product details</b>	
product component	
• trip indicator	Yes
• voltage trigger	No
• undervoltage release	No
design of the auxiliary switch	2 NO + 2 NC
product extension / optional / motor drive	Yes
<b>Product function</b>	
product function	
• grounding protection	Yes
• phase failure detection	Yes
<b>Display and operation</b>	
display version	without display
<b>Short circuit</b>	
breaking capacity operating short-circuit current (Ics)	
• at 415 V / rated value	55 kA
• at 500 V / rated value	55 kA
• at 690 V / rated value	42 kA
breaking capacity maximum short-circuit current (Icu)	
• at 415 V / rated value	55 kA
• at 500 V / rated value	55 kA
• at 690 V / rated value	42 kA
<b>Connections</b>	
arrangement of electrical connectors / for main current circuit	Main connection rear side horizontal
type of electrical connection / for main current circuit	busbar connection
<b>Mechanical Design</b>	
height	460 mm
width	320 mm
depth	456 mm
fastening method	drawer unit
<b>Environmental conditions</b>	
ambient temperature / during operation	
• minimum	-20 °C
• maximum	70 °C
ambient temperature / during storage	
• minimum	-40 °C
• maximum	70 °C
<b>General Product Approval</b>	

EMC

Declaration of Conformity

[Confirmation](#)**Test Certificates****Marine / Shipping**[Miscellaneous](#)[Special Test Certificate](#)[Type Test Certificates/Test Report](#)

**Marine / Shipping****other**

[CCS / China Classification Society](#)



[Confirmation](#)

[Environmental Confirmations](#)

[Miscellaneous](#)

**other****Dangerous Good**

[Miscellaneous](#)

[Transport Information](#)

**Further information****Industry Mall (Online ordering system)**

<https://mall.industry.siemens.com/mall/en/en/Catalog/product?mlfb=3WL1112-2DG36-1AA2>

**Service&Support (Manuals, Certificates, Characteristics, FAQs,...)**

<https://support.industry.siemens.com/cs/ww/en/ps/3WL1112-2DG36-1AA2>

**Image database (product images, 2D dimension drawings, 3D models, device circuit diagrams, ...)**

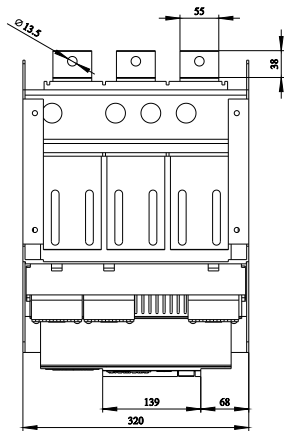
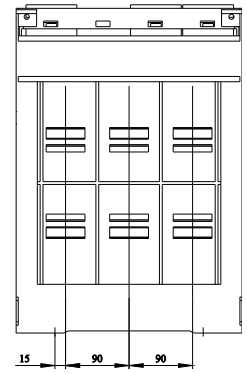
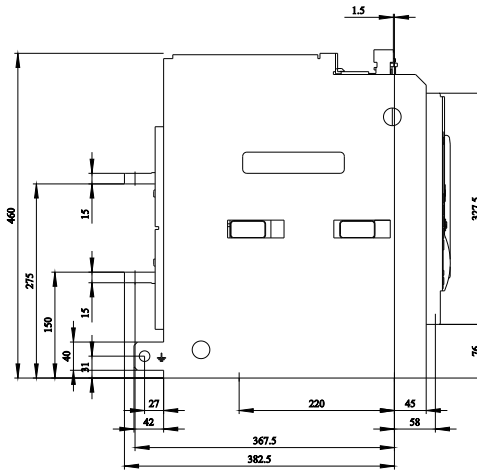
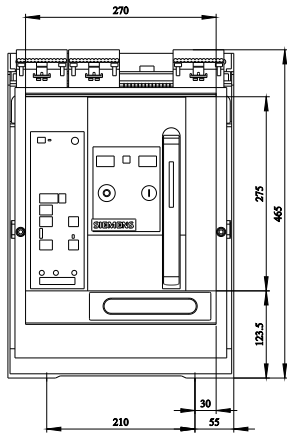
[http://www.automation.siemens.com/bilddb/cax\\_en.aspx?mlfb=3WL1112-2DG36-1AA2](http://www.automation.siemens.com/bilddb/cax_en.aspx?mlfb=3WL1112-2DG36-1AA2)

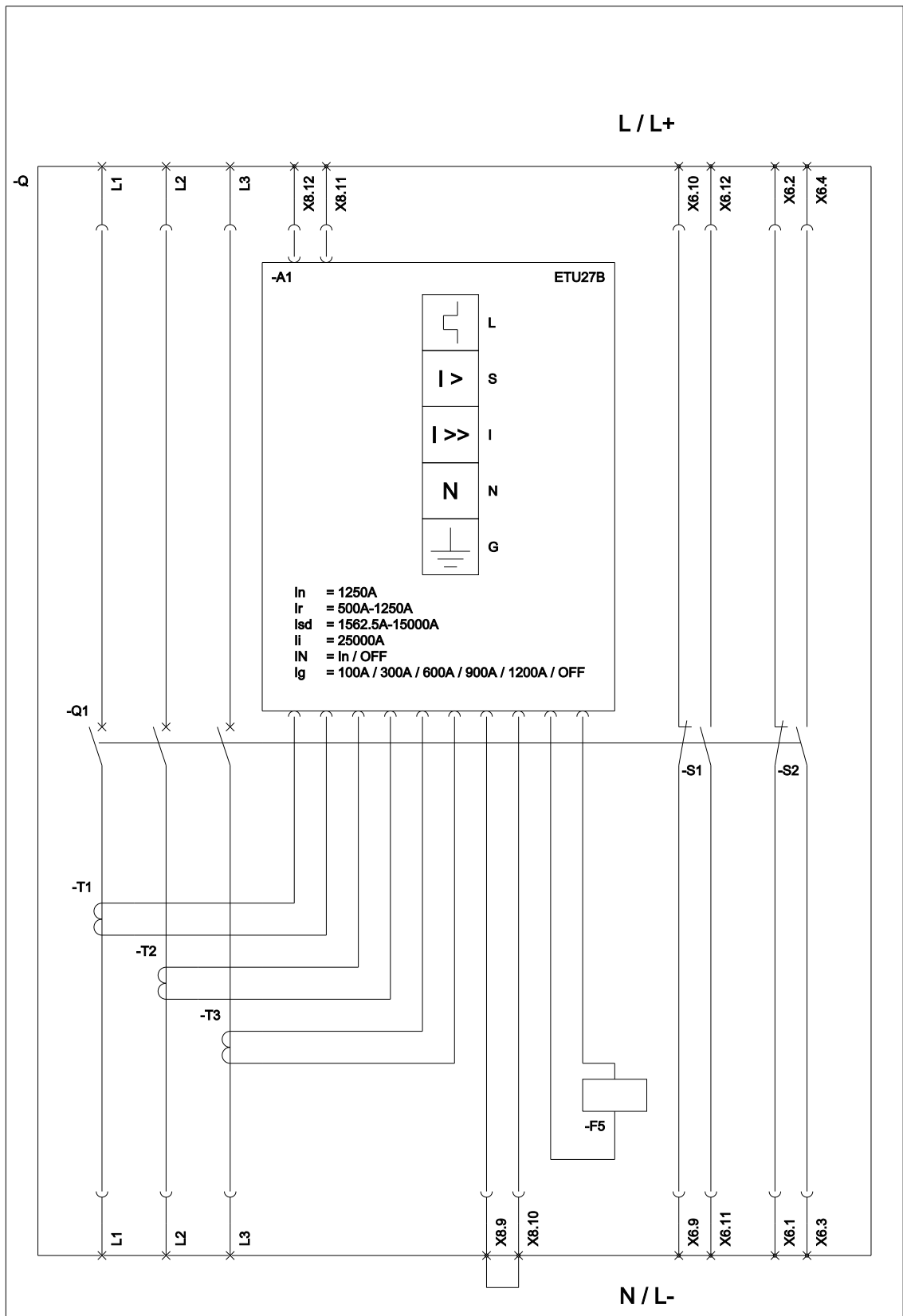
**CAX-Online-Generator**

<http://www.siemens.com/cax>

**Tender specifications**

<http://www.siemens.com/specifications>





**L** (Long Time Delay / Überlastschutz); **S** (Short Time Delay / Kurzschlusschutz, kurzzeitverzögert);  
**I** (Instantaneous / Kurzschlusschutz, unverzögert); **N** (Neutral Protection / Neutralleiterschutz);  
**G** (Ground Fault Protection / Erdschlusschutz); **F5** (Maglatch for trip unit / Auslösemagnet); **S1 - S8** (Auxiliary switch / Hilfsschalter);



last modified:

3/9/2020 