

withdrawable circuit breaker with guide frame 3-pole, size i, IEC In=1250A to 690V, AC50/60Hz Icu=66kA at 500V rear connection horizontal
Overcurrent release ETU 27 LSING protection adjustable 0.4-1 in Ground fault/N protection integrated With manual operating mechanism with storage with mechanical request without 1st auxiliary release without 2nd auxiliary release 2NO+2NC

Model	
product brand name	SENTRON
product designation	ACB
design of the product	IEC 60947-2
design of the actuating element	Pushbutton
type of the driving mechanism	Manual operating mechanism with mechanical closing
type of the driving mechanism / motor drive	No
design of the overcurrent release	ETU27B
General technical data	
number of poles	3
size of the circuit-breaker	1
utilization category	B
circuit-breaker / Design	3WL1
Voltage	
Rated insulation voltage U_i	1 000 V
insulation voltage / rated value	1 000 V
operating voltage	
• at AC / at 50/60 Hz / rated value	690 V
Protection class	
protection class IP	IP20
protection class IP / on the front	IP20
protection function of the overcurrent release	LSING
Dissipation	
power loss [W]	
• for rated value of the current / at AC / in hot operating state / per pole	68.3 W
• maximum	205 W
Current	
operational current	
• at 40 °C / rated value	1 250 A
• at 45 °C / rated value	1 250 A
• at 50 °C / rated value	1 250 A
• at 55 °C / rated value	1 250 A
• at 60 °C / rated value	1 250 A
• at 65 °C / rated value	1 250 A
• at 70 °C / rated value	1 210 A
continuous current / rated value / maximum	1 250 A
continuous current / rated value	1 250 A
adjustable current response value current	
• of the current-dependent overload release / full-scale value	1 250 A
• of instantaneous short-circuit trip unit / minimum	25 000 A
• of instantaneous short-circuit trip unit / maximum	25 000 A
Main circuit	
operating frequency	
• 1 / rated value	50 Hz
• 2 / rated value	60 Hz
Auxiliary circuit	

number of NC contacts / for auxiliary contacts	2	
number of NO contacts / for auxiliary contacts	2	
Suitability		
suitability for use	Plant / motor protection	
Adjustable parameters		
adjustable current response value current / of the current-dependent overload release / initial value	500 A	
Product details		
product component		
• trip indicator	Yes	
• voltage trigger	No	
• undervoltage release	No	
design of the auxiliary switch	2 NO + 2 NC	
product extension / optional / motor drive	Yes	
Product function		
product function		
• grounding protection	Yes	
• phase failure detection	Yes	
Display and operation		
display version	without display	
Short circuit		
breaking capacity operating short-circuit current (Ics)		
• at 415 V / rated value	66 kA	
• at 500 V / rated value	66 kA	
• at 690 V / rated value	50 kA	
breaking capacity maximum short-circuit current (Icu)		
• at 415 V / rated value	66 kA	
• at 500 V / rated value	66 kA	
• at 690 V / rated value	50 kA	
Connections		
arrangement of electrical connectors / for main current circuit	Main connection rear side horizontal	
type of electrical connection / for main current circuit	busbar connection	
Mechanical Design		
height	460 mm	
width	320 mm	
depth	456 mm	
fastening method	drawer unit	
Environmental conditions		
ambient temperature / during operation		
• minimum	-20 °C	
• maximum	70 °C	
ambient temperature / during storage		
• minimum	-40 °C	
• maximum	70 °C	
General Product Approval	EMC	Declaration of Conformity



[Confirmation](#)



Test Certificates

Marine / Shipping

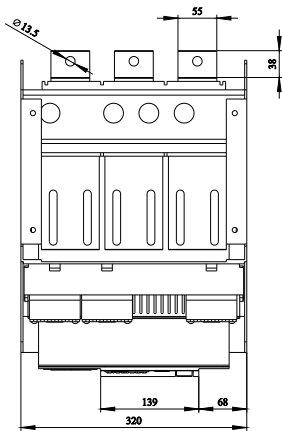
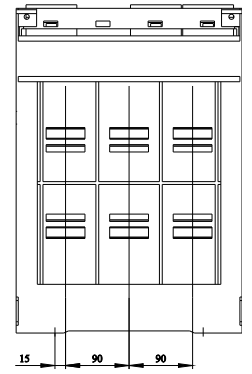
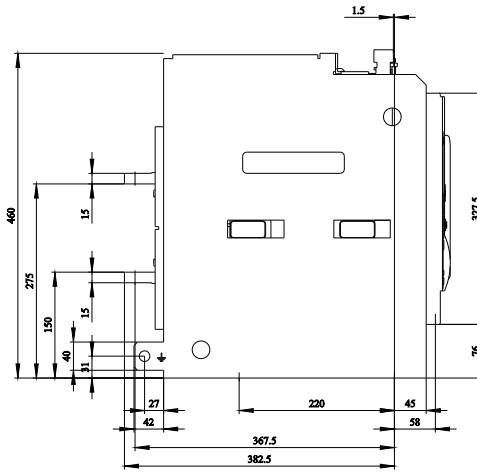
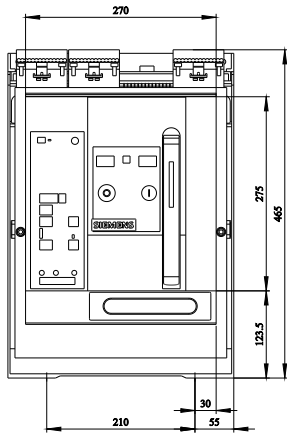
[Special Test Certificate](#)

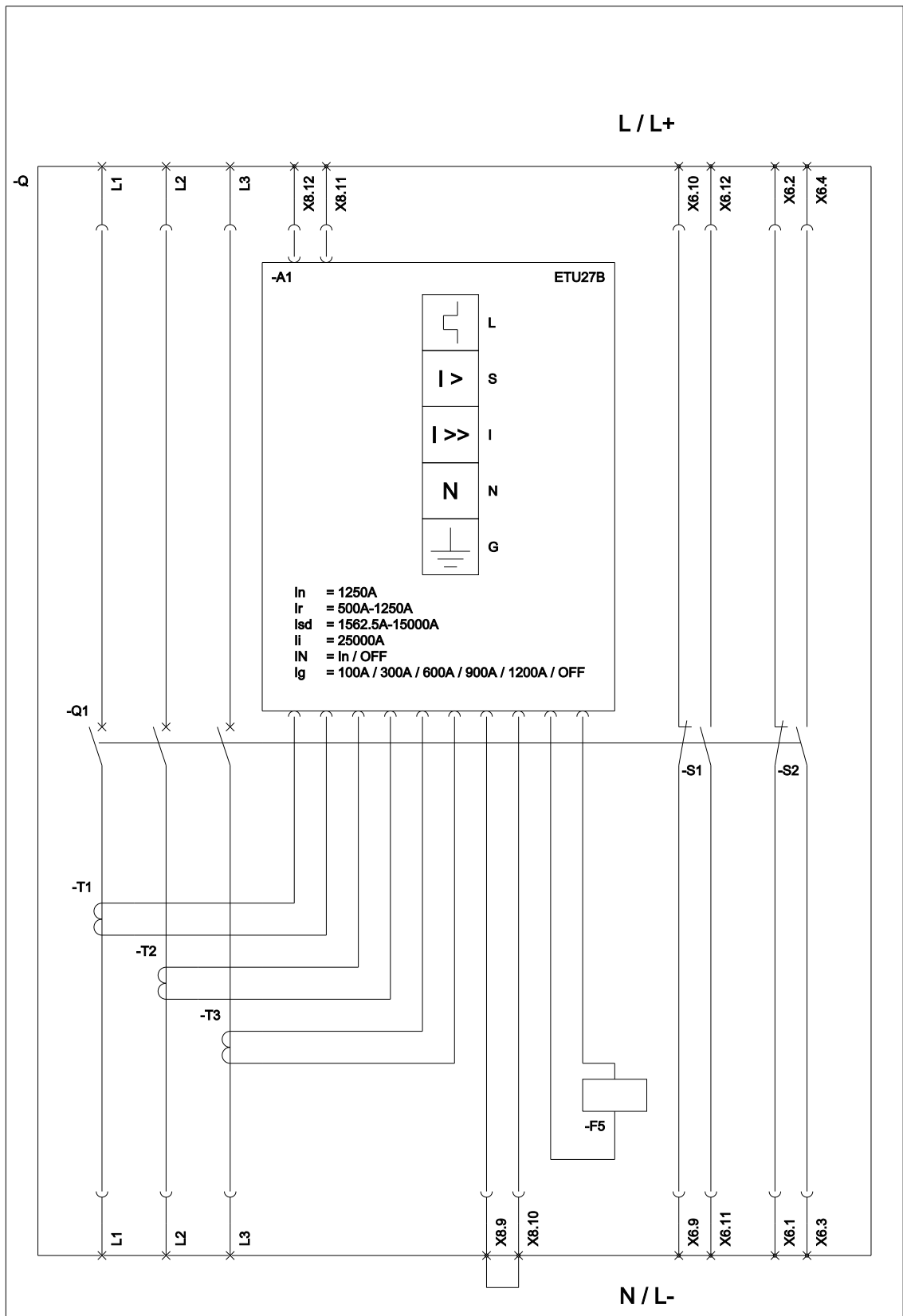
[Type Test Certificates/Test Report](#)

[Miscellaneous](#)



Marine / Shipping**other**[CCS / China Classification Society](#)[Miscellaneous](#)[Environmental Confirmations](#)[Confirmation](#)**other****Dangerous Good**[Miscellaneous](#)[Transport Information](#)**Further information****Industry Mall (Online ordering system)**<https://mall.industry.siemens.com/mall/en/en/Catalog/product?mlfb=3WL1112-3DG36-1AA2>**Service&Support (Manuals, Certificates, Characteristics, FAQs,...)**<https://support.industry.siemens.com/cs/ww/en/ps/3WL1112-3DG36-1AA2>**Image database (product images, 2D dimension drawings, 3D models, device circuit diagrams, ...)**http://www.automation.siemens.com/bilddb/cax_en.aspx?mlfb=3WL1112-3DG36-1AA2**CAx-Online-Generator**<http://www.siemens.com/cax>**Tender specifications**<http://www.siemens.com/specifications>





L (Long Time Delay / Überlastschutz); S (Short Time Delay / Kurzschlusschutz, kurzzeitverzögert);
 I (Instantaneous / Kurzschlusschutz, unverzögert); N (Neutral Protection / Neutralleiterschutz);
 G (Ground Fault Protection / Erdschlusschutz); F5 (Maglatch for trip unit / Auslösemagnet); S1 - S8 (Auxiliary switch / Hilfsschalter);

last modified:

3/9/2020 